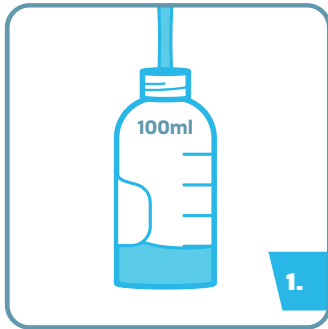


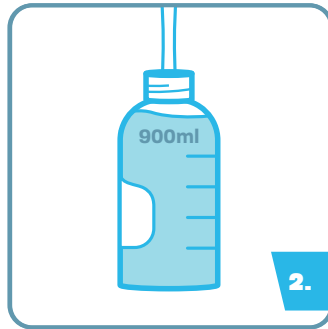
# DISTEL

1 LITRE  
PROTOCOL

## — c — DOSING SYSTEM



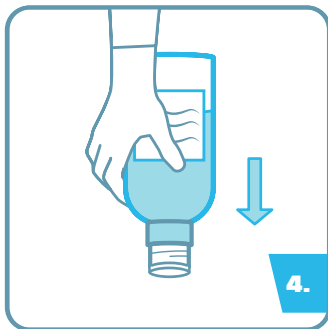
1. Fill with 100ml of concentrate solution up to the first volume marker on the dosing bottle.



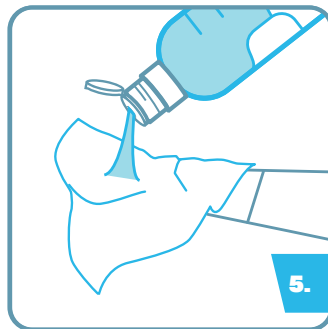
2. Fill with 900ml of ambient tap water until solution reaches the top volume marker on the dosing bottle.



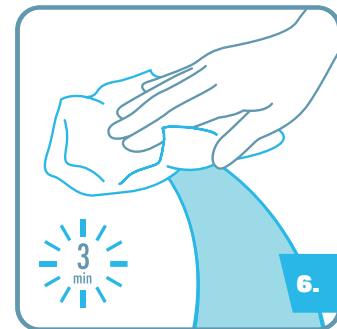
3. Affix the dosing cap to the dosing bottle.



4. Invert the bottle to fill the dosing cap.



5. Pour solution directly onto a surface, or onto a wipe of your choice, enough to fully saturate.



6. Wipe the surface. Observe a 3-minute contact time as a minimum.

### NOTES:

- For professional use only.
- Wear appropriate Personal Protective Equipment (PPE).
- Remove any solid waste from the surface prior to use.
- Do not use on electrical components.
- Dispose of in accordance with local policy and national regulations.



Refer to the User Guide for full instructions.